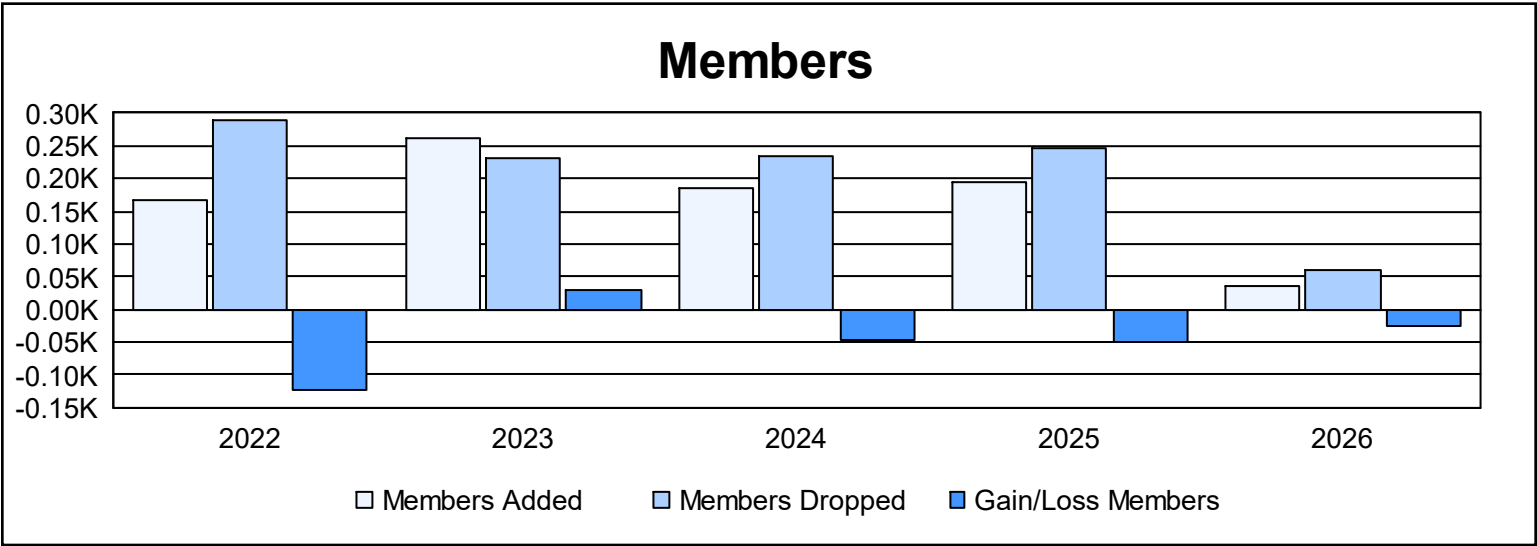
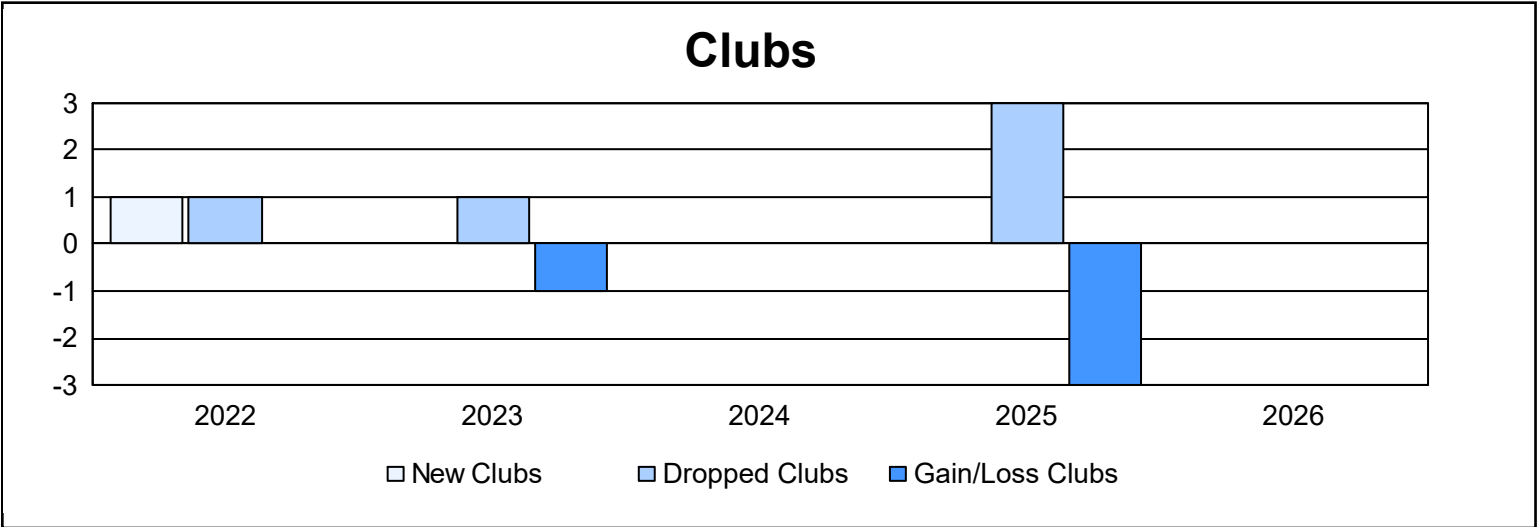
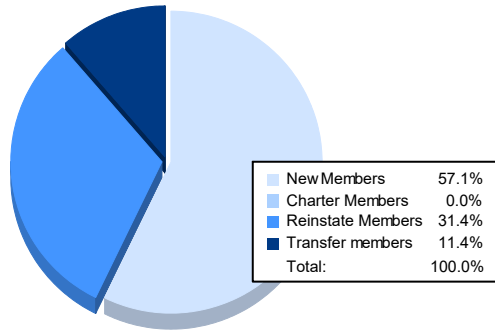


| Year | New Clubs | Dropped Clubs | Gain/ Loss Clubs | New Members | Charter Members | Reinstate Members | Transfer Members | Total Member Added | Total Members Dropped | Gain/ Loss Members |
|-----------|-----------|---------------|------------------|-------------|-----------------|-------------------|------------------|--------------------|-----------------------|--------------------|
| 2021-2022 | 1 | 1 | 0 | 114 | 24 | 11 | 17 | 166 | 288 | -122 |
| 2022-2023 | 0 | 1 | -1 | 239 | 3 | 7 | 12 | 261 | 230 | 31 |
| 2023-2024 | 0 | 0 | 0 | 157 | 1 | 15 | 13 | 186 | 234 | -48 |
| 2024-2025 | 0 | 3 | -3 | 164 | 0 | 15 | 16 | 195 | 246 | -51 |
| 2025-2026 | 0 | 0 | 0 | 20 | 0 | 11 | 4 | 35 | 60 | -25 |
| Average | 0 | 1 | -1 | 139 | 6 | 12 | 12 | 169 | 212 | -43 |



Membership Composition September 2025 Cumulative



Gender Composition September 2025 Cumulative

